



12th August
2025

NEWSLETTER

Te Reo ō te Kura ō Hato Hoāni
The voice of St John's School

Kia ora whānau,

With frosty mornings, misty breath, and raincoats on high rotation, winter is certainly making itself felt! Even so, our classrooms are full of energy, laughter, and learning. This was helped by welcoming in August with lovely hot chocolate. Thank you to the PTFA volunteers who delivered the hot chocolate to all the classrooms and to our whānau for your support of this new initiative. It was well received by the children and something they are keen to repeat.

Last Friday our new student leaders were inducted into their roles at the Liturgy of St Mary of the Cross MacKillop. It was great to see them standing so proudly as they took their pledge to lead the school through their words and actions. We wish them well.

TEACHER ONLY DAY

Just a friendly reminder that **this Friday, the school will be closed** for Teacher Development as we continue on our journey of implementing the new Mathematics Curriculum.

FEAST OF THE ASSUMPTION



Also this Friday, the Catholic Church will be celebrating the Feast of the Assumption, a holy day of obligation. We warmly encourage all families to join a parish Mass as we remember the day that St Mary, Mother of Christ and the Mother of the Church, was taken into Heaven. This is a very special Mass for Aotearoa New Zealand.

**There will be a Mass at
St John's Church at
9:15am on Friday.**

Bishop Jean-Baptiste Pompallier was the first Catholic bishop of New Zealand. At the end of the first Mass he celebrated in Aotearoa New Zealand, on 13th January 1838, in Hokianga, he dedicated the country to Mary under the title of her Assumption.

The New Zealand Catholic Bishops' Conference, in a pastoral letter in 1988 said:

"In dedicating New Zealand to Mary in her Assumption, Bishop Pompallier placed our country under the protection of Mary as she is now – alive, body and soul, rejoicing in the happiness of God's kingdom."

DAFFODIL DAY - 29th August

For more than 20 years, St. John's School have proudly fundraised each year for The Cancer Society of NZ

In the past we have organised a coin trail. Nowadays, acquiring coins can be a hassle so you can donate online by following this [link](#). This link is active now and we are raising funds until Friday 29th August. If you would prefer to make a cash donation, these can be dropped off at the school office.

Any contribution is appreciated!

On Daffodil Day, the children are welcome to wear yellow in addition to pieces of their school uniform as a sign of hope. (eg, they could swap out their school shirt or shorts for a yellow one, wear yellow socks or a yellow ribbon).



We are starting our collection of canned and dry goods in support of St Vincent de Paul and The Mercy Hospice.

Goods can be donated up until our collection day,

12th September.

You may send cans to school anytime and there will be a collection box in your child's classroom.

'For I was hungry and you gave me something to eat, I was thirsty and you gave me something to drink, I was a stranger and you invited me in, I needed clothes and you clothed me, I was sick and you looked after me, I was in prison and you came to visit me.'

Matthew 25:35-37

2026 NEW ENTRANT ENROLMENTS

Just a little reminder that enrolments for 2026 are closing soon. If you have not lodged an enrolment for next year, we encourage you to do so to ensure that you get a place. Enrolment applications close on August 31st of the year prior to school starts but can be received at any time. Please contact michelen@sjmb.school.nz for any enrolment queries.

God bless,
Marina Binns – Principal/Tumuaki

Student-led conferences are coming up soon, and this year they'll look a little different. We've made some changes based on the feedback we received from parents, staff, and our tamariki to make the experience even more meaningful.

Time to Share - Time to Shine

A Celebration of Learning – Wednesday 3rd September

This special event is designed to give students the opportunity to proudly share their learning with their families in a meaningful and student-led way.

Teachers prepare students by helping them understand what WOW Work is and guiding them to select pieces they feel proud of. During the sharing time, teachers will move between groups, being available to support if needed and creating a calm, welcoming space for every child to feel confident sharing.

Students take the lead by choosing their WOW Work – learning examples or experiences that show effort, progress, or achievement. During the sharing time, they welcome their parents into the learning space and take the lead, talking about what they do in the classroom, sharing their work, and may even play learning games or demonstrate classroom activities.

Parents are encouraged to attend, listen, ask questions, and most importantly, celebrate their child's efforts. The most powerful thing parents can do is respond with encouragement – this moment is about recognising growth, effort, and progress, no matter how big or small.

Together, this event creates a positive, empowering experience that builds confidence and strengthens the partnership between school and home.

Staff and parents said that they wanted some sort of structure but also wanted it to be a bit more organic. We have designed a more simplified structure and organisation that we hope meets all needs.

Staff and students said it took a lot of class time to prepare the children for the SLCs and sometimes the children ended up creating products for the sole purpose of the SLCs.

Students said that the best thing about SLCs was sharing their learning with their parents and showing them some of the things they did at school during the day, so we refocussed the SLCs to be on sharing their learning.

Feedback said that the name did not match the purpose we were wanting to achieve, and the perception of a 'conference' was confusing for some people. A group of Year 5 students came up with a new name to capture the purpose of the event... Time to Share – Time to Shine.

Students select and share examples of WOW work. The focus is using the work as a prompt for meaningful discussion between the student and parents.

WOW Work



I kept trying, even when it was hard

I didn't give up! I kept going, used my strategies, and finished it with my best effort.



I achieved something new

I achieved something I've never done before - and I'm proud of it!



I've made big progress

I've improved a lot in this area. You can see how much I've grown and learned!



It's a great piece of work

This work really stands out. It's clever, creative, and shows my very best learning.

Parents said that sometimes they weren't sure what to ask during these conversations. Specific question prompts will be available to parents around the four categories to help aid discussion if wanted.

WOW Work Parent Prompts



I kept trying, even when it was hard

This work shows effort and perseverance.

- What part was the trickiest for you?
- How did you keep yourself going?
- What helped you not give up?
- How did you feel when you finished it?

I achieved something new



This work shows a brave step into something new

- What made you decide to give this a go?
- How did you feel when you realised you could do it?
- What would you say to someone else trying this for the first time?
- Do you think you'd like to try this again or build on it?



I've made big progress

This work shows improvement or growth over time

- What can you do now that you couldn't before?
- What have you learned since you first started this?
- Can you show me how much you've improved?
- What are you most proud of?



It's a great piece of work

This work shows effort, creativity, and achievement

- What do you love most about this work?
- What makes this your best work?
- How did you come up with your ideas?
- If someone else saw this, what would you want them to notice?

Students said that they appreciated the dedicated time between them and their parents. Parents said it can be difficult to arrange care and get time off work during school hours. Parents said it was sometimes hard to get time off for both Student Led Conferences and Nearest & Dearest Day when they were scheduled close together. We have therefore moved Nearest & Dearest Day to next term and moved the sharing time to after school only, with appointment times starting at 3.30pm

BOOKING INFORMATION



We have opened bookings for the sharing time after school on Wednesday 3rd September, between 3:30pm and 6:00pm.

Bookings can be made by scanning the QR code or online using this [BOOKING LINK](#) using the case sensitive code **gqabg**.

Bookings will be in 15 minutes blocks, but you are welcome to stay longer if you wish.

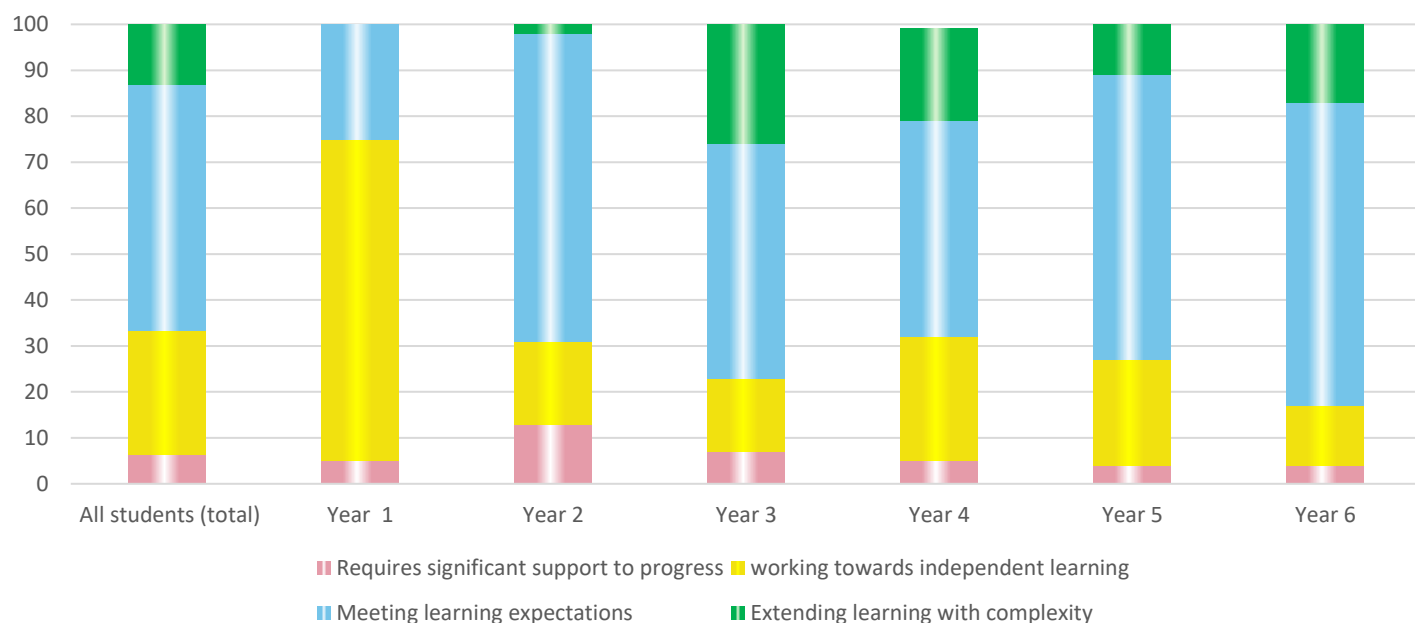
If you cannot make it, please feel free to pop into the classroom between 8:30am and 8:50am any morning when your child can share their learning with you.

ST JOHN'S MID YEAR ACHIEVEMENT DATA

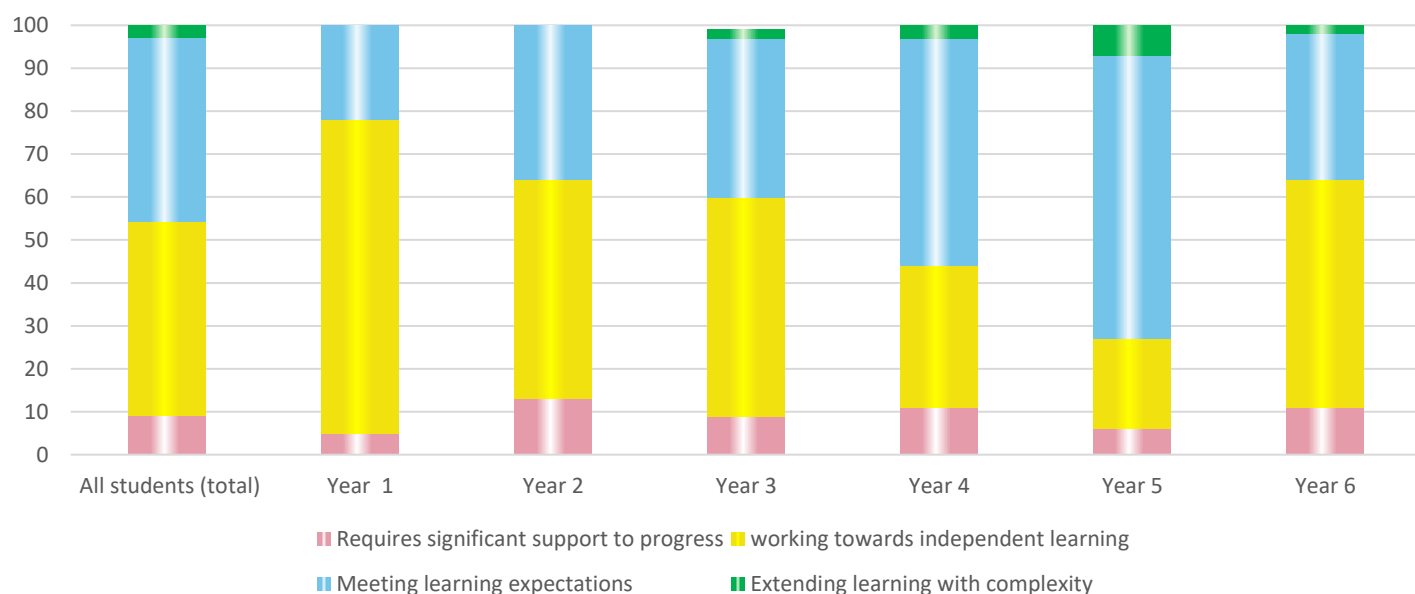
This year marks a significant shift for New Zealand schools as we fully implement the refreshed New Zealand Mathematics and English Curriculums. The way we teach, assess, and report has evolved, with a strong focus on the Understand, Know, Do (UKD) framework. This approach encourages deep learning, clear progression, and a stronger connection between knowledge and skills.

Because these changes set new expectations and descriptions of learning, this year's achievement data will form a fresh baseline for tracking progress in the years ahead. One of the benefits of the refreshed curriculum is that it is organised into clear year-level expectations. This means we can now identify achievement and learning needs more precisely—right from Year 1—and adapt our teaching to meet each child's needs.

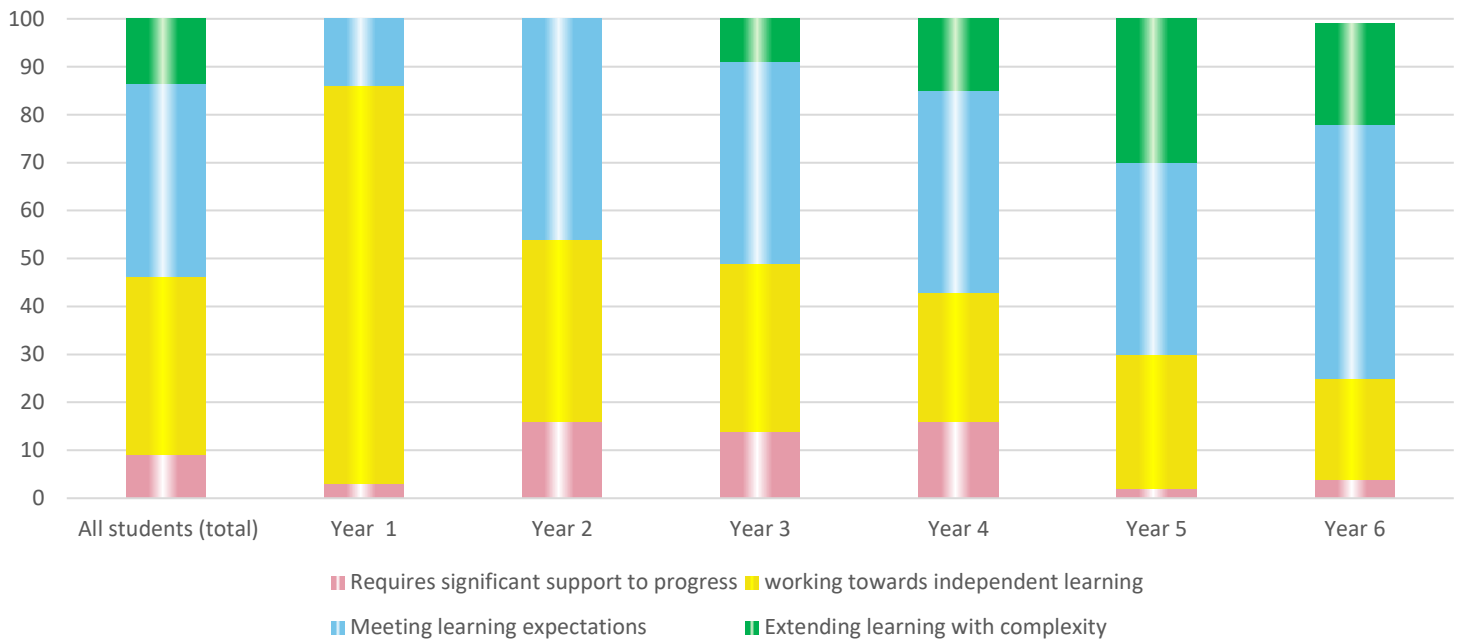
Year Level Reading Progress - Mid Year



Year Level Writing Progress - Mid Year



Year Level Mathematics Progress - Mid Year



AROUND THE SCHOOL

ESOL MUSICAL EXPERIENCE



On Thursday of Week Three this term, all the ESOL children gathered together in the school hall. Mrs Atmadji introduced Music AI to us. He taught us a song that we were unfamiliar with. The song's title was 'I Hear Music'.

He questioned us about the categories of musical instruments. Luckily, we knew them! The groups are Percussion, Brass, Woodwind and Strings.



During the experience, Music AI taught us how to make musical instruments using recycled plastics, bottles, string, paper, bottle caps, buckets, sticks, bamboo and pipes. It was informative.

At the end, everyone was given a homemade instrument made out of recycled parts, to play using the beat, rhythm and tune of 'I Hear Music'. We even had a conductor! His name was Matthew from Year Six.

Written by Year 3 ESOL Students

RIPPA RUGBY

After being postponed due to field closures, our Rippa Rugby teams played the second day of their tournament last Tuesday. The free sausages were a highlight and a lovely warm treat after a chilly game.

Thanks to the staff, coaches, managers and whānau who supported the children on the day.



KAHUI AKO KAPA HAKA SHOWCASE

Last Thursday our Kapa Haka group travelled to Rosmini College to participate in the Kahui Ako Showcase alongside the other six North Shore Catholic Schools. One message I received said *"Yesterday's kapa haka performance was amazing! The energy, precision, and wairua on stage had the audience captivated."* I was extremely proud of the skill and spirit that they gave to the performance.

Thank you to the staff and parents who support our Kapa Haka on a regular basis and the whānau who came to support the students, you were such an enthusiastic audience.

[Click this link](#) if you would like to view their performance.



PEACE WEEK

Last week we celebrated Peace Week at St John's. As well as talking about Peace in the classrooms, Mrs Whiteman, our Cool Schools Co-ordinator, organised a range of Peace activities for the week. There was bracelet making, paper crane folding, art activities, colouring competitions and a Minecraft peace world challenge. I would like to thank Mrs Whiteman, the staff and our Student Peer Mediators who led and supported the children in these Peace initiatives.

Below are a few samples of student's writing about Peace Week.

Peace Symbols by Violet.

There are lots of peace symbols including a dove, peace sign, and the finger peace sign. The signs all represent peace; it is a way of showing peace to people. The circle peace sign is a desire for Peace and the absence of war. The finger is a sign of Peace, harmony and no violence. The dove is linked to Christianity, it appears in the story Noah's Ark, a dove returning with a leaf and that shows peace because God showed peace when he stopped the flood. Everyone has their own way of showing peace. Think of the way you show peace to others. Here are some examples of how you can show peace to others.

- *Help them if they need it*
- *Let others go before you*
- *Help them if they hurt themselves*
- *Do a kind deed for someone*
- *Let them play with you*
- *Say something kind or nice that will brighten their day*

Try them and see how it can help someone. 🕊️👉

PEACE Week by Lani and Emma

Last week St. John's School celebrated peace week. They had lots of fun interactive games held by their year six peer mediators in rooms 5 & 6.

The activities included: scratch art, beading, crane origami and a colouring competition on Friday.

The most popular activity was beading. Almost the whole school showed up! The teacher in charge (Mrs Whiteman) even had to ask half the people to come back later!

Some of the senior students also competed in a Minecraft build challenge they did in class. There they had to either make up their own peace monument or take a real peace monument like the Statue of Liberty and recreate it in Minecraft. They had lots of fun doing the activities and Minecraft challenge.

Thank you to all the peer mediators and Mrs Whiteman who made the whole week come to life!



Crane origami in room 6

Peace Week by Bo.

Last week it was Peace Week! There were lots of fun activities including beading, scratch art, colouring competitions, and much more fun activities! Today I'm going to tell you all about them!

For scratch art there were three different shapes that you could choose from to scratch! It was so much fun. The shapes were... squares, hearts, and stars! I think that every child that went there left with a smile on their face! Everyone had an amazing time!

For beading you got a long piece of string the size of your wrist, and there were so many different beads to choose from! There were different shapes and sizes and different colours! There were so many different bracelets when everyone was done! They all looked so cool!

For the colouring competition there were so many different colouring pictures you could choose from! All of them were peace themed art. So many people came to colour Peace pictures! Everyone's art was so good! Everyone had such a fun time colouring in pictures with their friends!

I think having peace week activities was a great idea! I loved it!

SCHOOL CALENDAR

Keep up to date with school events through downloading and linking the SJMB Community Calendar.
[Link to download calendar](#)

FROM THE PARISH

CATHOLIC SCHOOL PREFERENCE FORMS

Fr Carlo will be available to sign the forms on Wednesdays, 10am – 12.00 noon & 1.00 – 3.00pm for a 15-minute slot. Please make an appointment through: office@ecbcatholic.org.nz

MONTHLY CHILDREN'S MASS

3rd Sunday: 9.00 am Mass St. John's Church. Contact Lindy lindy@willplan.co.nz

NEWSLETTER - For more information from the Parish, please see [their regular newsletter](#).